

3-MONTH REPORT 2008



Key Figures

INCOME STATEMENT IN EUR 000	Q1 2008	Q1 2007
Consolidated sales revenues	32,091	29,764
EBITDA	5,678	4,996
Depreciation, amortization and impairment losses	619	517
EBIT	5,059	4,478
EBT	4,988	4,361
Taxes	-1,543	-1,694
Tax rate	30.9%	38.8%
Profit from continued operations	3,445	2,667
Profit/loss from discontinued operations, after taxes	25	-135
Period profit according to DCO	3,470	2,532
Minority interest	-17	-10
Period profit according to DCO and after third party share	3,453	2,522
Earnings per share before third party share	0.43	0.30
Shares outstanding (average) in thousand	8,037	8,431
Treasury shares	478	5
BALANCE SHEET IN EUR 000	MARCH 31, 2008	DEC 31, 2007
Total assets	127,587	127,326
Noncurrent assets	65,777	64,564
Current assets	57,724	58,227
- thereof cash and cash equivalents and other current financial assets	18,805	20,656
Equity	95,682	94,637
Debt	31,905	32,689
Equity ratio	75.0%	74.3%
Net liquidity	10,062	11,752
OTHER KEY FIGURES	Q1 2008	Q1 2007
EBITDA margin	17.7 %	16.8 %
EBIT margin	15.8 %	15.0 %
Return on sales (RoS), based on EBT	15.5 %	14.7 %
Return on equity employed (RoE), based on EBT	5.2 %	5.0 %
Total equity ratio, based on EBT	3.9 %	3.3 %
Return on capital employed (ROCE)	5.1 %	4.7 %
Closing share price (Xetra) in EUR	14.80	14.69
Enterprise Value (EV) in EUR 000	107,236	129,102
Number of employees (appointed date)	533	479
Working Capital	28,882	25,960
Personnel expenses / sales revenues	22.9 %	22.5%

04 To our Shareholders

04 Letter to our Shareholders

06 The AUGUSTA Stock

08 Consolidated Management Report

08 Capital Development

09 Sales Revenues and Earnings Development

10 Development of the Divisions

13 Development of Key Balance Sheet Items

14 Employees

14 Significant Developments after the Reporting Date of March 31, 2008

15 Outlook

15 Risk Report

16 Consolidated Financial Statements

16 Consolidated Balance Sheet

18 Consolidated Income Statement

19 Consolidated Cash Flow Statement

20 Consolidated Statement of Changes in Equity

22 Notes to the Financial Statements

22 Explanatory Notes to the 3-Month Report

24 Disclaimer

24 Responsibility Statement

24 Financial Calendar

Dear Shareholders and Friends of AUGUSTA,

With the successful completion of 2007 fiscal year, AUGUSTA Technologies AG has successfully embarked into a new year, and once again significantly improved its revenues and earnings. This positive trend that was underpinned by both business segments – Sensors and Controls – confirms the path for our strategic orientation as an integrated, market-leading technology group.

In the first three months, the key performance indicators of the Group developed as followed compared to the year earlier figures:

- / The Group's revenues increased from EUR 29.76 million in the previous year to EUR 32.09 million, an increase in turnover of 7.8 percent.
- / The earnings before interest and taxes (EBIT) increased disproportionately with respect to revenue from EUR 4.48 million in the previous year to EUR 5.06 million (+ 13.0 percent). This corresponds to an EBIT margin in the first quarter of 2008 of 15.8 percent.
- / The earnings per share increased to EUR 0.43 (year earlier: EUR 0.30 per share)
- / Incoming orders developed positively and after EUR 30.84 million in the previous year reached EUR 32.71 million (+ 6.1 percent). Consequently, the order backlog has also increased. After EUR 39.47 million in the previous year, it is now worth EUR 45.00 million (+ 14.0 percent).
- / The net liquidity fell in the first quarter to EUR 10.06 million (Dec. 31 2007: EUR 11.75 million).

In addition to the positive trend in the financial KPIs, we have also made solid progress from a strategic viewpoint in the realignment of the AUGUSTA Group.

By focusing our portfolio of shareholdings on the core business areas of sensors and controls and by the financial strength that we have achieved, the Company is now in a position to accelerate operational growth by means of acquisitions. In the process, we take great care to specifically apply the financial resources that hold out the prospect of maximum returns and best complement our two product areas of Sensors and Microsystem Technology.



Amnon F. Harman, CEO (left.), and Berth Hausmann, CFO (right)

Notwithstanding the changing conditions on the capital markets and the reticence of investors in the equity markets, there is movement in the field of mergers and takeovers, although the rules of the game have somewhat changed. Investors aiming at rapid recapitalization have withdrawn from the market, leaving the field to strategic and long-term investors who now find favorable market conditions. These investors include financially sound companies with a strong equity basis that are interested in technology and market shares and that are aiming to grow by acquisitions – as the AUGUSTA Group. We have already identified strategic acquisition targets at home as well as abroad and we are assuming that we will successfully conclude at least one deal before the end of the year. In the implementation of our growth strategy we take care to keep gearing at a healthy level. Currently, we have enough room for maneuver to finance major acquisitions through external capital and continue to improve our RoR on equity capital by leverage effects.

In the course of the year, we will consistently pursue our indicated strategy and continue to work toward the goal of becoming a leading, integrative technology group in the two fields of sensor and automation technology.

We thank you for the confidence that you continue to place in us and appreciate your continuing support and loyalty.

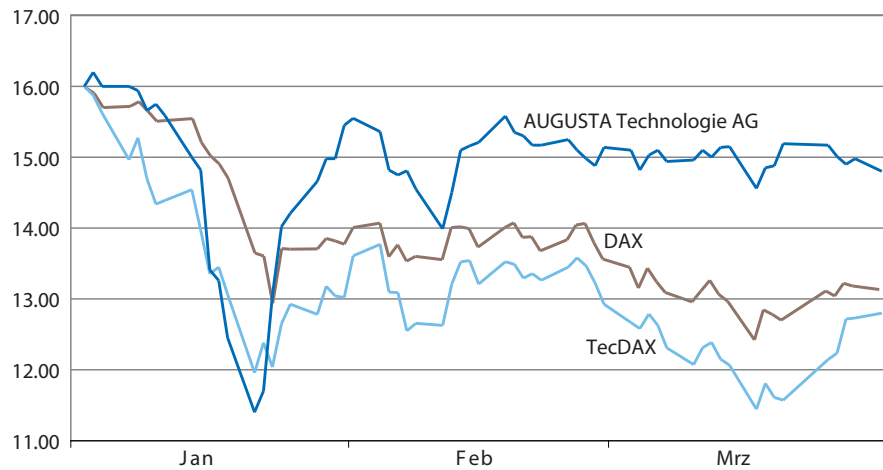
Amnon F. Harman
Chairman of the Managing Board

Berth Hausmann
Chief Financial Officer

Performance of the AUGUSTA share

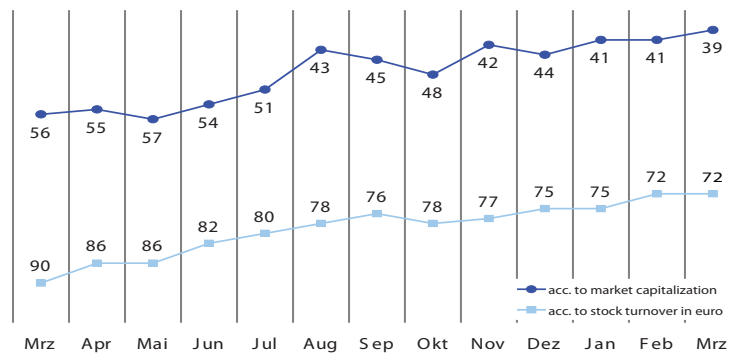
After marking time for a prolonged period in the second half of 2007, the German share market fell markedly at the start of the first quarter of 2008. The increasingly-evident effects of the US mortgage crisis on German companies, and above all banks, led the DAX to collapse by around 20 percent within just a few weeks. In the following weeks the markets remained extremely volatile.

AUGUSTA SHARE PRICE COMPARED TO DAX AND TECDAX



The AUGUSTA share was not completely spared by the wave of selling that occurred in January. Under the influence of this general fall in share prices, the share fell from 16.21 euros at the end of 2007 briefly reaching a low 10.20 euros. In contrast to the wider market, numerous existing and new investors took the opportunity offered by the low price to buy. In the following trading days, the AUGUSTA share was thus able to regain about 50 percent rising to above 15 euros.

RANKING OF THE AUGUSTA SHARE IN COMPARISON TO THE TECDAX



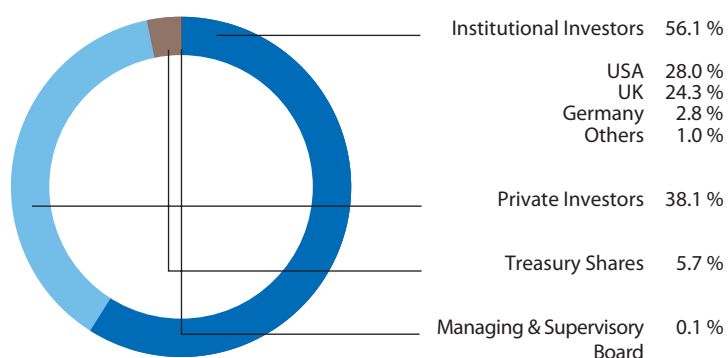
The adverse sentiment resulted in a clear fallback in trading volumes in the market as a whole. Even though the volume of trading in AUGUSTA shares also fell in the first quarter, there was relative to the volumes of the market as a whole an increase in trading activities. In the rankings of German stock exchanges, the share therefore continued its ascent. It climbed to the TecDAX index, based on share trading volumes, to No. 72 (Q1 2007: 90). Based on free float market capitalization, it rose to No. 39 (Q1 2007: 56). The positive result to the TecDAX, that represents the 30 largest Small and MidCap shares in the technology sector, reflects the increased interest of institutional investors in the AUGUSTA share. The stable basic figures of the Company should add to their interest.

The share ownership structure remained largely constant in the first quarter. On the part of institutional investors, some fund managers reduced their shareholdings due to the fall in the market, while other companies, especially those which already had larger holdings in AUGUSTA, exploited the fall in the share price to extend their positions.

AUGUSTA sought to establish contact with new potential investors in the first quarter. The Executive Board used a roadshow as a vehicle for presenting the company to institutional investors in Vienna and in April in Frankfurt. Other roadshows are planned for the near future in London and Switzerland. The AUGUSTA management is playing its part in further increasing awareness of the company among investors by regularly participating in investor conferences.

Given the existence of 94.3 percent of shares in diversified holdings, the distribution of the company's basic capital at the end of March was as follows:

SHAREHOLDER STRUCTURE



A SUMMARY OF THE AUGUSTA STOCK

ISIN	DE000A0D6612
Börsensegment	Prime Standard
Trading segment	Technology Prime-Sektor Industrial
Indexes	CDAX/Prime All Share/Technology All Share
Date of initial listing	May 5, 1998
Number of shares	8,435,514
High / low (52 weeks)*	17.53 Euro/11.40 Euro
Year-end closing rate as of March 31, 2008*	14.80 Euro
Market capitalization as of March 31, 2008*	124.8 Mio. Euro
Earnings per share as of March 31, 2008	0,43 Euro

* Xetra closing rates

Capital Development

On 31 March 2008 the **AUTHORISED CAPITAL** of AUGUSTA Technologie AG amounted to 8,435,514 euros. It is divided among 8,435,514 ordinary shares, each with a nominal share in the authorized capital of 1.00 euro.

As authorized by the 19th General Meeting of 14 June 2007, AUGUSTA Technologie AG may buy back shares corresponding to up to ten percent of the authorized capital in value. The Company has made use of this authorization since 1 August 2007 and plans to buy back up to 10 percent of the authorized capital by 12/13/2008 via the stock exchange.

By the closing date of 31 March 2008, the Company held 478,036 shares as **OWN SHARES** in stock (corresponding to 5.67 percent of the authorized capital). Some 473,037 originate from share buybacks that were carried out via the stock exchange for an average price of 15.91 euros. The total volume of buybacks from initiation of the program until the closing date was 7.5 million euros. The number of **SHARES IN CIRCULATION** on the closing date was 7,957,478. The average number of shares in circulation in the first quarter of 2008 was 8,037,446. They form the basis for the calculation of the earnings per share.

Sales Revenues and Earnings Development

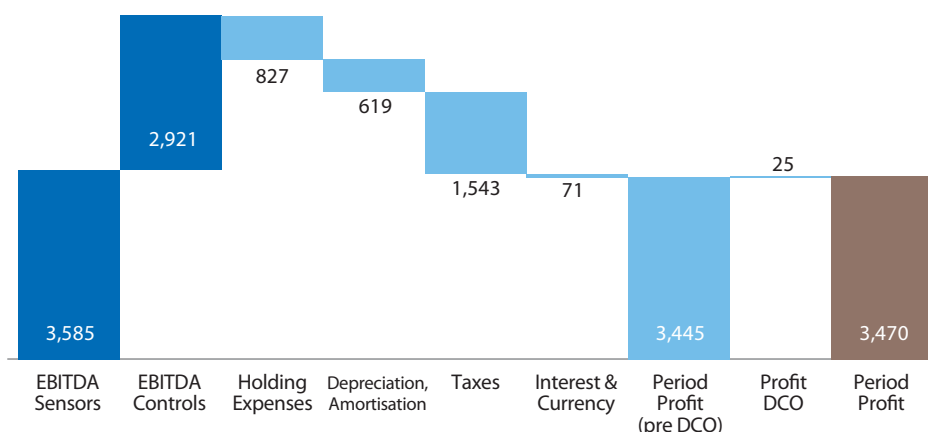
During the first three months of the fiscal year 2008, AUGUSTA Technologie AG pursued its previously initiated growth strategy and particularly improved its profitability.

The **REVENUES** of the AUGUSTA Group climbed in the first three months of the current fiscal year to 32.09 million euros, corresponding to a year-on-year increase (29.76 million euros) of around 7.8 percent. The **GENERAL AND ADMINISTRATIVE COSTS** increased from 2.30 million euros in the previous year to 2.83 million euros at the end of the first quarter 2008. In the case of the subsidiaries, investments were made in the expansion of the organization, specifically in the areas of Sales and R&D, which will ensure a continued growth in the coming years. In the holding company, the costs have fallen in comparison with the previous year by just over 10 percent, corresponding to about 300,000 euros.

AUGUSTA was able to significantly improve its operating results, thereby increasing its profitability.

The **EARNINGS BEFORE INTEREST, TAXES, DEPRECIATION AND AMORTIZATION (EBITDA)** rose by 13.7% to 5.68 million euros (previous year: 5.00 million euros). The earnings before interest and taxes (EBIT) reached 5.06 million euros and thus increased by 13.0 percent year-on-year (previous year: 4.48 million euros). The growth in the business area Controls made a notable contribution to this very positive increase in margins. At 4.99 million euros, the **EARNINGS BEFORE TAXES (EBT)** were 14.4 percent higher than the comparable year earlier value (4.36 million euros).

VISUALIZATION OF THE PERIOD PROFIT



The **EARNINGS FROM THE CONTINUING OPERATIONS** came in at 3.45 million euros (previous year: 2.67 million euros), an increase compared with the reference period of 29.2 percent. The discontinuing operations made an earnings contribution of 25 thousand euros (previous year: -135 thousand euros). The **QUARTERLY SURPLUS** for discontinued operations thus reached 3.47

million euros (previous year: 2.53 million euros), an increase compared with the reference period of 37.1 percent. The earnings per share prior to third party interests have increased to EUR 0.43 (previous year: EUR 0.30 per share).

After the first three months of the fiscal year 2008, the key performance indicators show the following results:

KEY FIGURES GROUP IN EUR MILLIONS	Q1 2008	Q1 2007	CHANGE
Sales revenues	32.1	29.8	7.8 %
EBITDA	5.7	5.0	13.7 %
Margin	17.7 %	16.8 %	
EBIT	5.1	4.5	13.0 %
Margin	15.8 %	15.0 %	
EBT	5.0	4.4	14.4 %
Margin	15.5 %	14.7 %	
Incoming orders	32.7	30.8	6.1 %
Order backlog	45.0	39.5	14.0 %

Development of the Divisions

The business activities of AUGUSTA Technologie AG are categorized into two sectors: Sensors and Controls. While sales in the Sensors segment lay within the projected range, a significant increase in the revenues has been posted in the Controls segment.

In the **SENSORS** segment, which includes Sensors and Microsystem technologies product areas as well as Mobile Measuring Systems, AUGUSTA's customers are primarily drawn from the medical technology, manufacturing, automobile as well as aerospace industries. The product portfolio extends to sensor systems for customized applications from individual pressure sensors to complex measurement systems. The following companies are consolidated in the Sensors division: Dewetron, HE System Electronic, and the Sensortechnics Group.

In the Mobile Measuring Systems product area, AUGUSTA kicked off the year with a very successful start, and at the end of the first quarter 2008 posted the largest volume of incoming orders since the segment was first established. Simultaneously, its market presence has extended in all sales regions. On one hand, this gratifying development has been a result of the numerous innovations and new generations of mobile measuring systems, and on the other hand, the intensive care and maintenance of the sales network at the end of the fiscal year.

The Austrian AUGUSTA subsidiary Dewetron, located in Graz, acquired a majority holding in the USA-based Dewetron Inc. with effect from January 1, 2008. The US subsidiary was included in the consolidated financial statements for the first time in the fiscal year 2008.

Dewetron Inc. grew at an above average rate in the first quarter, and significantly contributed to the positive results in the product area.

Also the areas of Sensors and Microsystem Technology, which include both HE System Electronic and the Sensortechnics Group, experienced strong growth.

In the first quarter of 2008, HE System Electronic has successfully pushed ahead with new products in the areas of sensor technologies and performance electronics. A new electronic performance module for control in industrial plants as well as the so-called "intelligence train brake" have been developed as high-end solutions for the railway transport and are ready for production. Furthermore, another five projects have been initiated in the Gas sensor technology area. In addition, HE was able to register its first patent in the field of Microsystems technologies.


The business activities of the Sensortechnics Group have progressed as planned. In the first quarter of 2008, the focus was on the acquisition of new customers worldwide, further development of the Pressure, Flow and Optical Sensor Technologies, and its wider strategic positioning. The Group was able to develop and market its first independent range of low pressure sensors, the HC series, both as individual sensors and as components of customized total solutions. Other long-term development projects based on this product group are presently in progress. Because of the successful market launch of the HC Series, the Group is developing two additional product ranges for pressure and flow sensor technologies that are expected to launch at the end of 2008 or early 2009.

Overall, in the first three months of the present fiscal year, the Sensors division generated sales of 19.90 million euros, an increase in revenue of 2.7 percent compared with the reference period (19.36 million euros). At the same time, profitability has also improved. The Earnings before Interest and Taxes (EBIT) climbed in the first quarter 2008 by 3.0 percent to 3.23 million euros (previous year: 3.14 million euros). The EBIT margin for the first quarter was therefore 16.3 percent.

KEY DATA SENSORS IN EUR MILLION	Q1 2008	Q1 2007	CHANGE
Sales revenues	19.9	19.4	2.7 %
EBITDA	3.6	3.4	4.1 %
Margin	18.0 %	17.8 %	
EBIT	3.2	3.1	3.0 %
Margin	16.3 %	16.2 %	
EBT	3.0	3.0	-0.6 %
Margin	15.2 %	15.7 %	
Incoming orders	20.5	19.5	5.2 %
Order backlog	35.2	31.4	12.1 %

At 20.55 million euros, incoming orders were 5.2 percent up on the year earlier value (19.52 million euros). The order backlog increased by 12.1 percent to EUR 35.24 million euros (year earlier: 31.42 million euros) and promises a sustained positive course for the present fiscal year.

ORDER BACKLOG SENSORS



The main focus of the **CONTROLS** division is on the industrial manufacturing processes and subprocesses in supply chain management. The company develops solutions for automation and quality management of processes. Its applications range from industrial image processing to automation solutions for logistics and special vehicles. The product range is aimed at customers from the manufacturing, medical technology, automotive, aerospace and technology industries. The companies consolidated within the Controls division include Allied Vision Technologies (AVT) and DLoG.

In the area of industrial image processing, AUGUSTA Technologie AG is strategically positioned, via its subsidiary AVT GmbH, as a leading manufacturer of high-quality digital cameras for industrial, medical and scientific applications. Notwithstanding the increasing customer reticence in the USA and the continued weakness of the US dollar, AVT posted record sales – both on a monthly and quarterly basis. After expanding its production capacity in Stadtroda, AVT has completed a total relocation of its production within a week. AVT is thus ready for continued growth with its enhanced production capacity.


DLoG GmbH, which is involved in logistics automation, set the scene for future growth in the first quarter of 2008. Through its timely implementation of the cost savings program that aims on “material costs”, DLoG has been able to significantly increase its profitability in the first quarter. Despite the continued strength of the euro, which adversely affected competitiveness, DLoG with its newly implemented marketing strategy directed at customers at home and abroad, was also able to secure key large-scale projects during the first quarter of 2008.

The growth of both AVT and DLoG has been reflected in increased revenues as well as earnings. Revenues in the area Controls was up by 17.3 percent, reaching 12.20 million euros (previous year: 10.40 million euros). The operating profit has also increased. Thus the EBIT reached 2.68 million euros in the first quarter of 2008 – an increase of 10.2 percent year-on-year (previous year: 2.44 million euros).

KEY DATA CONTROLS IN EUR MILLION	Q1 2008	Q1 2007	CHANGE
Sales revenues	12.2	10.4	17.3 %
EBITDA	2.9	2.6	10.7 %
Margin	23.9 %	25.4 %	
EBIT	2.7	2.4	10.2 %
Margin	22.0 %	23.4 %	
EBT	2.7	2.4	10.9 %
Margin	21.9 %	23.2 %	
Incoming orders	12.2	11.3	7.5 %
Order backlog	9.8	8.0	21.2 %

Incoming orders for the business area Controls have also experienced a healthy growth. With an increase of 7.5 percent compared with a year earlier (11.31 million euros), incoming orders at the end of the first quarter totaled 12.17 million euros. Accordingly, the order book increased from 8.05 million euros in the reference period to 9.76 million euros, up by 21.2 percent.

ORDER BACKLOG CONTROLS



Development of Key Balance Sheet Items

The **BALANCE SHEET TOTAL** at the end of the first quarter remained virtually constant at 127.59 million euros (Dec. 31 2007: 127.33 million euros).

The **ASSETS** increased in the first quarter of this year, above all due to the first-time inclusion of Dewetron Inc. in the consolidated financial statements and totaled 65.78 million euros (Dec. 31 2007: 64.56 million euros). **WORKING CAPITAL** also increased with a value of 28.88 million euros (Dec. 31 2007: 25.92 million euros). Accordingly, the Days of Working Capital (DWC) climbed compared with the fiscal year end to 82 days (Dec. 31 2007: 79 days). As in the first quarter of the previous year, the working capital increased seasonally, especially due to the increase in trade receivables and inventories.

CASH & CASH EQUIVALENTS and other current financial assets fell by 9.0 percent compared with the previous fiscal year end (20.66 million euros) to 18.81 million euros. This fall was due to shares purchased in the first quarter under the share buyback program as well as the temporary rise in working capital.

CURRENT LIABILITIES fell by the end of the first quarter to 23.68 million euros (Dec. 31 2007: 24.54 million euros). **NON-CURRENT LIABILITIES** increased slightly compared with the end of the fiscal year 2007 (8.15 million euros), coming in at 8.22 million euros. **NET LIQUIDITY** at the end of the first quarter was EUR 10.06 million (Dec. 31 2007: EUR 11.75 million).

KEY DATA BALANCE SHEET IN EUR MILLION	Q.1 2008	FY 2007	CHANGE
Goodwill	51.2	50.5	1.3%
Cash, cash equivalents, and securities	18.8	20.7	-9.0%
Total assets	127.6	127.3	0.2%
Net liquidity	10.1	11.7	-14.3%
Enterprise value	107.2	119.7	-10.45
Equity ratio	75.0%	74.3 %	0.7%

CASH FLOW FROM OPERATING ACTIVITIES in continued business areas increased and stood at 1.57 million euros above the year earlier value (1.11 million euros).

Employees

At the end of the first quarter, AUGUSTA Group employed 533 fulltime staff. This represents a growth in employee numbers of around 11 percent compared with the reference period (year earlier: 479 employees). **PERSONNEL EXPENSES** increased by 9.7 percent to 7.35 million euros (year earlier: 6.70 million euros).

In the business area Sensors, 361 persons were employed at the closing date (year earlier: 329 persons), in the Controls division 167 persons (year earlier: 143 persons). In the group's headquarters in Munich, 5 persons were employed as of March 31 2008 (year earlier: 7 persons).

Significant Developments after the Reporting Date of March 31, 2008

The General Meeting on the 9th of May 2008 passed all agenda items subject to vote by a large majority. This also affected the authorization of the share option program 2008 by the creation of conditional capital. The Company is planning to issue the first tranche of drawing rights in the near future to those entitled to exercise such rights.

Outlook

The positive start of the new fiscal year clearly shows that AUGUSTA Technologie AG with its clear focus on the primary business fields of Sensors and Controls is on the right track. The following graphic shows that the AUGUSTA Group is well on course – based on the central bandwidth of communicated plan figures.

OUTLOOK 2008 IN EUR MILLION	GROUP	SENSORS	CONTROLS
Sales revenues	127-129	83-85	44-46
EBIT	18-20	12-14	8-10

COVERAGE Q1 2008 IN %	GROUP	SENSORS	CONTROLS
REFERENCE TO MEDIAN GUIDEDANCE			
Sales revenues	25.1%	23.7%	27.1%
EBIT	26.6%	24.9%	29.8%

For the present fiscal year, the Executive Board endorses the forecast published in the management report for 2007 on 18 March 2008. Thus, the Company is anticipating annual organic growth in the coming years of 6 to 8 percent. In the process, all product areas should generate growth above the market average in their respective niche markets. For the current fiscal year 2008, we expect to generate consolidated sales revenues of 127 to 129 million euros. The earnings before interest and taxes (EBIT) will total approximately EUR 18 to 20 million. Planned acquisitions are not included in this projected forecast. By concentrating its acquisitions in the high-growth niche markets for sensors and microsystem technologies as well as for industrial image processing, AUGUSTA aims to accelerate its organic growth through specific acquisitions.

Risk Report

After the annual financial statement for the year 2007, there are no changes that could yield new risks for the Group. For more details on the risk profile of AUGUSTA Technologie AG, we therefore refer to the management report 2007, where the possible risks are described accordingly.

IFRS Consolidated Balance Sheet as of March 31, 2008

ASSETS IN EUR 000	MARCH 31, 2008	DECEMBER 31, 2007
Noncurrent assets		
Intangible assets, net	2,092	2,124
Goodwill, net	51,175	50,529
Property, plant and equipment, net	11,780	11,169
Noncurrent financial assets, net	730	804
Deferred tax assets	1,271	1,650
Other noncurrent assets	2,762	2,822
Total noncurrent assets	69,810	69,098
Current assets		
Inventories	19,473	18,097
Trade receivables, net	15,304	13,793
Receivables from related parties	160	1,379
Current financial assets	1,131	3,145
Noncurrent assets held for sale	1,971	2,314
Current tax receivables	1,285	765
Prepaid expenses and other current assets	725	1,224
Cash and cash equivalents	17,728	17,511
Total current assets	57,777	58,228
Total assets	127,587	127,326

EQUITY AND LIABILITIES IN EUR 000	MARCH 31, 2008	DECEMBER 31, 2007
Equity		
Share capital	8,435	8,435
Capital reserves	55,721	55,721
Retained earnings	23,000	23,000
Translation reserve	282	279
Revaluation reserves	0	-3
Net retained earnings	16,503	13,050
Treasury shares	-8,524	-6,103
Minority interest	265	258
Total equity	95,682	94,637
Noncurrent liabilities		
Long-term loans, excluding current portion	3,587	3,741
Noncurrent post-employment benefit obligation	973	958
Other noncurrent provisions	373	312
Deferred tax liabilities	2,069	2,238
Other noncurrent liabilities	1,221	898
Total noncurrent liabilities	8,223	8,147
Current liabilities		
Trade payables	5,895	5,974
Short-term loans and current portion of long-term loans	5,156	5,162
Liabilities to related parties	3	0
Other current financial liabilities	453	413
Liabilities included in disposal groups classified as held for sale	1,971	2,314
Income tax provisions and liabilities	3,224	2,693
Other current provisions	3,374	2,884
Other current liabilities	3,606	5,102
Total current liabilities	23,682	24,542
Total equity and liabilities	127,587	127,326

IFRS Consolidated Income Statement from Januar 01, 2008 - March 31, 2008

IN EUR 000	Q1 2008 01/01 - 03/31/2008	Q1 2007 01/01 - 03/31/2007
Sales revenues		
Products	31,831	29,576
Services	260	188
	32,091	29,764
Cost of sales		
Products	-19,074	-18,738
Services	0	0
	-19,074	-18,738
Gross profit	13,017	11,026
Sales and marketing expenses	-3,444	-3,223
Research and development expenses	-1,465	-1,153
General and administrative expenses	-2,833	-2,299
Impairment of goodwill	0	0
Other income and expenses	-216	127
Profit from operations	5,059	4,478
Investment income	6	46
Share profit and loss of associates accounted for using the equity method	0	0
Net interest income / expense	-57	-173
Foreign currency exchange gains / losses	-20	10
Depreciation on financial assets	0	0
Net financing costs	-71	-117
Profit before tax	4,988	4,361
Income tax expense	-1,543	-1,694
Result from continued operations	3,445	2,667
Result from discontinued operations after tax	25	-135
Consolidated profit for the period	3,470	2,532
Profit / loss attributable to minority interest	-17	-10
Consolidated profit for the period after minority interest	3,453	2,522
Result per share (diluted and basic) in EUR	0.43	0.30
Weighted average shares outstanding (thousands), diluted and basic	8,037	8,431

IFRS Consolidated Cash Flow Statement 2008

IN EUR 000	MARCH 31, 2008	DECEMBER 31, 2007
Consolidated profit for the period	3,470	2,532
Depreciation and amortization	619	517
Other non-cash expenses	0	483
Increase (-)/decrease (+) in inventories	-1,024	-429
Increase (-)/decrease (+) in trade receivables	-843	-2,616
Increase (+)/decrease (-) in trade payables	-633	933
Increase (-)/decrease (+) in deferred tax assets and liabilities	210	567
Increase (+)/decrease (-) in provisions	566	562
Increase (-)/decrease (+) in other non-current and current assets	706	-1,147
Increase (-)/decrease (+) in other non-current and current liabilities	-1,494	-291
Net cash flows from operating activities	1,577	1,111
Payments to acquire intangible assets	-181	-297
Payments to acquire property, plant, and equipment	-901	-1,037
Payments to acquire non-current financial assets	-44	-101
Proceeds from sale of intangible assets	0	1,000
Proceeds from sale of property, plant, and equipment	0	0
Proceeds from sale of non-current financial assets	0	0
Acquisition of Dewetron Inc.	60	0
Net cash flows from investing activities	-1,066	-435
Change in short-term debt	-40	-972
Change in long-term debt	182	-244
Proceeds from (+) and payments to (-) shareholders	-2,421	0
Dividend payments to minority interestees	-10	-15
Net cash flows from financing activities	-2,290	-1,231
Cash flow	-1,780	-555
Effect of exchange rate changes on cash and cash equivalents	-3	0
Financial resource fund at beginning of period	20,634	17,365
Financial resource fund at end of period	18,851	16,810
Composition of financial resource fund	18,851	
Cash and cash equivalents	17,728	
Money market funds	1,123	

IFRS Consolidated Statement of Changes in Equity 2008

IN EUR 000	SUBSCRIBED CAPITAL		CAPITAL RESERVES	RETAINED EARNINGS	TRANSLATION RESERVE
	NUMBER OF SHARES	AMOUNT			
Balance at January 1, 2007	8,435,514	8,435	55,721	16,986	202
Dividend	-	-	-	-	-
Sale of treasury stock	-	-	-	-	-
Purchase of treasury stock	-	-	-	-	-
Appropriation to / withdrawal from reserves	-	-	-	-	-
Change in interest held in subsidiaries	-	-	-	-	-
Capital increase	-	-	-	-	-
Profit / loss for the period	-	-	-	-	-
Translation reserve	-	-	-	-	7
Revaluation reserves net of tax	-	-	-	-	-
Balance at March 31, 2007	8,435,514	8,435	55,721	16,986	209
Balance at January 1, 2008	8,435,514	8,435	55,721	23,000	279
Dividend	-	-	-	-	-
Sale of treasury stock	-	-	-	-	-
Purchase of treasury stock	-	-	-	-	-
Appropriation to / withdrawal from reserves	-	-	-	-	-
Change in interest held in subsidiaries	-	-	-	-	-
Capital increase	-	-	-	-	-
Profit / loss for the period	-	-	-	-	-
Translation reserve	-	-	-	-	3
Revaluation reserves net of tax	-	-	-	-	-
Balance at March 31, 2008	8,435,514	8,435	55,721	23,000	282

FINANCIAL INSTRUMENTS	REVALUATIONS RESERVES			NET REAINED LOSS		MINORITY INTEREST	TOTAL EQUITY
	CURRENCY	CF HEDGES	/ GAIN	TREASURY SHARES			
2	-12	-	4,232	-961	271	84,876	
-	-	-	-	-	-15	-15	
-	-	-	-	-	-	-	
-	-	-	-	-	-	-	
-	-	-	-	-	-	-	
-	-	-	-	-	-	-	
-	-	-	2,522	-	10	2,532	
-	-	-	-	-	-3	4	
-	-11	-	-	-	-	-11	
2	-23	-	6,754	-961	263	87,386	
-	-3	-	13,050	-6,103	258	94,637	
-	-	-	-	-	-10	-10	
-	-	-	-	-	-	-	
-	-	-	-	-	-	-	
-	-	-	-	-2,421	-	-2,421	
-	-	-	-	-	-	-	
-	-	-	3,453	-	17	3,470	
-	-	-	-	-	-	3	
-	3	-	-	-	-	3	
-	-	-	16,503	-8,524	265	95,682	

Notes

Explanatory Notes to the 3-Month Report

1. Accounting Principles

The 3-monthly report of AUGUSTA Technologie AG of 31 March 2008 was in accordance with the Consolidated Financial Statement of 31 December 2007, drawn up in compliance with the International Financial Reporting Standards (IFRS). The same accounting, valuation and calculation methods have been used in this interim financial statement as in the Consolidated Financial Statement of 31 December 2007.

The financial statement contained in the report (of 31 March 2008 and 31 December 2007), the profit & loss account (for the first quarters of 2008 and 2007 respectively), the cash flow statement (for the first quarters of 2008 and 2007 respectively) as well as the change in equity capital statement (for the first quarters of 2008 and 2007 respectively) have been drawn up by the Executive Board of AUGUSTA Technologie AG and have not been confirmed by an auditor.

2. Changes in Consolidation

In the business year 2008, the US subsidiary Dewetron Inc., in which the Graz-based Dewetron acquired a majority holding, was included in the consolidated financial statement for the first time on 1 January 2008.

3. Segment Reporting

AUGUSTA Technologie AG divides its business activities between the sectors Sensors and Controls.

4. Earnings per Share

The earnings per share of AUGUSTA Technologie AG are calculated from the issued shares numbering 8,435,514 minus the shares in AUGUSTA Technologie AG owned by the Company itself, with a weighted average for the period under review. On the closing date of 31 March 2007, AUGUSTA Technologie AG owned a total of 478,036 shares in the Company. In the first three months of 2008, some 8,037,446 shares were in circulation.

5. Statement of Directors' Holdings as of March 31, 2008

In the first three months of 2008, on 22 January 2008 and on 28 Monday 2008 notifiable transactions in securities were conducted by a company officer respectively. No drawing rights exist with respect to the shares AUGUSTA Technologie AG for company officers and employees according to the statements under § 160 para. 1 AktG.

	NUMBER OF SHARES MARCH 31, 2008	NUMBERS OF SHARES DEC. 31, 2007
MANAGING BOARD		
Amnon F. Harman	8,000	6,500
Berth Hausmann	1,500	1,000
SUPERVISORY BOARD		
Heinwerner Feusser	4,999	4,999
Thomas Krüger	0	0
Dr. Daniel Wiest	0	0
Total executive bodies	14,499	12,499

6. Treasury Shares

On 31 March 2007, AUGUSTA Technologie AG owned a total of 478,036 shares in the company. The shares represented 478,036.00 euros of the authorized capital, whereby the total authorized capital was divided among 8,435,514 shares each with a nominal value of 1 euro.

	NUMER OF SHARES MARCH 31, 2008	NUMBER OF SHARES DEC. 31, 2007	INTEREST IN SHARE CAPITAL IN %
Treasury shares	478,036	313,101	5.67

7. Decision-Making Bodies of AUGUSTA Technologie AG

The Executive Board consists of the Chairman Amnon F. Harman and Berth Hausmann (CFO).

Disclaimer

The present report contains forecasts that are based on the opinions of the Executive Board of AUGUSTA Technologie AG and reflect the latter's intentions and assumptions. These forecasts are subject to risks and uncertainties. Many factors, which cannot at present be foreseen, may result in the actual performances and results of AUGUSTA Technologie AG diverging from the above. These factors may include: Changes in the general economic and commercial situation, changes to interest rates and exchange rates, the non-achievement of efficiency and cost reduction targets, the non-acceptance of newly introduced products. We are convinced that the expectations of our forecasts are sound and realistic. If however unforeseen risks should occur, AUGUSTA Technologie AG cannot guarantee that the expressed projections will be fulfilled.

Responsibility Statement

Declaration pursuant to § 37y WpHG in conjunction with § 37w Para. 2 no. 3 WpHG

To the best of our knowledge, and in accordance with the applicable reporting principles for interim financial reporting; the interim consolidated financial statements provide a valid and fair view of the assets, liabilities, financial position, and profit or loss of the Group, and the interim management report of the Group includes a fair review of the development and performance of the business and the position of the Group, together with a description of the principal opportunities and risks associated with the expected development of the Group for the remaining months of the fiscal year.

Financial Calendar 2008

Publication of 3-month report	May 15, 2008
Publication of 6-month report	August 14, 2008
Publication of 9-month report	November 13, 2008

Contact

AUGUSTA Technologie AG

Investor Relations

Willy-Brandt-Platz 3

D-81829 Munich

Phone: +49 (0)89 - 4357155 - 19

Fax: +49 (0)89 - 4357155 - 59

Email: investor-relations@augusta-ag.de

www.augusta-ag.de