



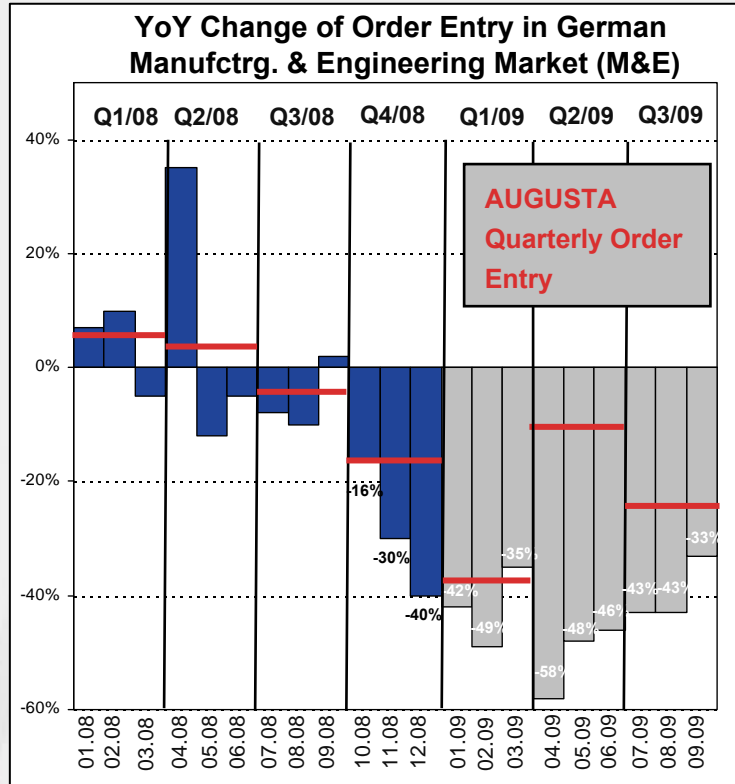
„Living the Change“

9 Months Reporting 2009

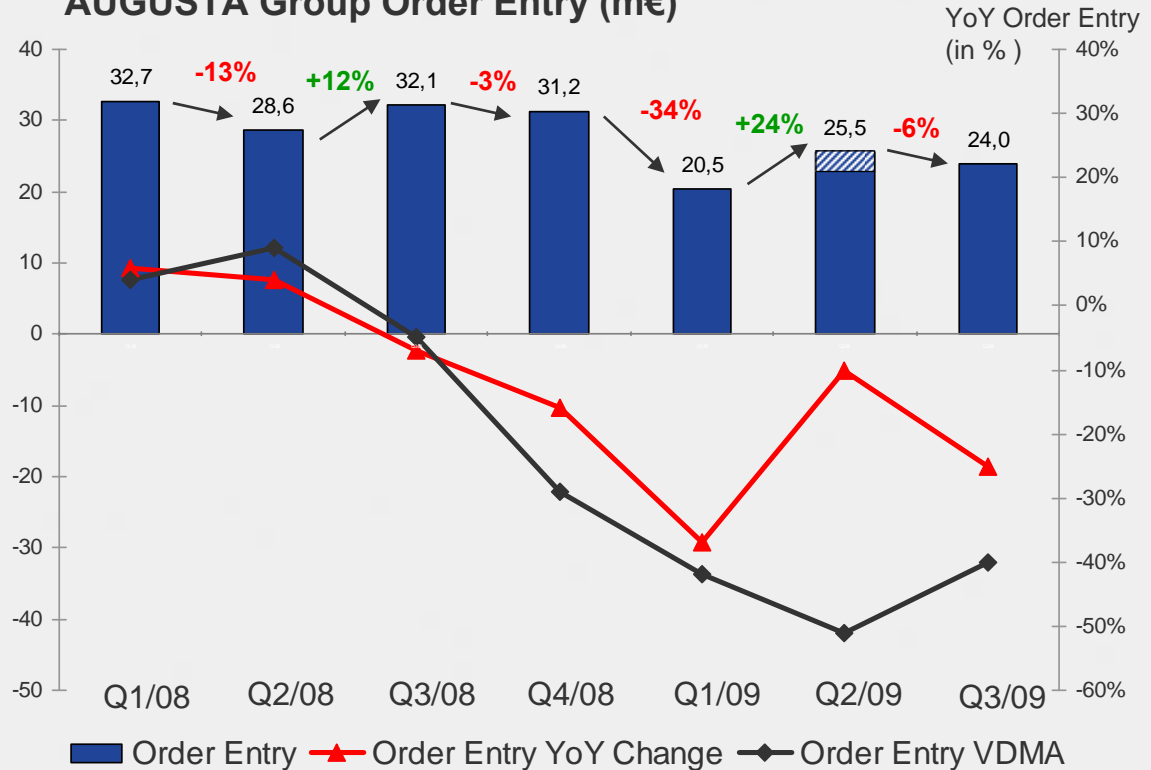
AUGUSTA is coping well with the crisis in 2009

- **AUGUSTA core markets expected to declined by 10 to 30% in 2009**
- **YoY Group revenue down by 18%**
- **Order Entry Q3 slightly below Q2 level, but early signs for recovery**
- **EBIT Margin still 2 digit at >10% based on strict cost discipline and structural improvements (one-time restructuring expenses of ~800kEUR in Q3)**
- **Lowered Cost Base and Working Capital as a result of efficiency improvement programs**
- **Market outlook still difficult, but 2009 Guidance confirmed and recovering quarterly revenues expected**
- **Improvements in trading volumes make AUGUSTA more attractive as a solid and “liquid” share**

Order Entry stabilized. Indications for improvement



AUGUSTA Group Order Entry (m€)



- German Manufacturing & Engineering market shows first signs of recovery after drastic decline
- AUGUSTA still exposed to German M&E market, but on average less impacted
- QoQ development of AUGUSTA indicate recovery after significant Q1 decline (extraordinary effect in Q2 based on 2 large long term orders of > 2m€)

AUGUSTA businesses stem the negative market trends

Sensors

Sensors & Microsystems Technology

- Changed dynamics in order entry and frame contracts
- Further decline of value-add distribution, but growth with proprietary sensors and stable business for “high pressure” sensors
- YoY order entry for MST still very weak with requirement of capacity adjustment in HE System
- Significantly increased number of new projects and RFPs indicate recovery of Order Entry and Sales for Q4
- Singapore production in last preparation to go live

Mobile Measuring Systems

- Weak Q3 due to postponed projects
- High order backlog (esp. from Asia)
- Strong Q4 expected, but risk of part allocation might limit Q4 production

Controls

Vision Technology

- Market decline of 30% reported. AUGUSTA decline 9-months 2009 only 8.5%
- Med.tech, GigE and Asia stabilized order entry in Q2 and Q3
- GigE growth is double digit. AUGUSTA/AVT well positioned as a leader in the market
- Prosilica integration successful and well on track
- Strong focus on new product developments. VISION show in Stuttgart – 5 new product families

Logistics Automation

- Crisis has significant impact on target markets – logistics, production and heavy duty
- Most competitors are loss making. Early cost management softened the margin decline
- Well positioned in many new projects and Asia build up
- Slight recovery in Q4 (year end business) expected

Q3 Performance is impacted by one time restructuring cost in Sensors

in mEUR	Q1 2009	Q2 2009	Q3 2009	YTD 2009	YTD 2008	Change in €	Change in %
Net Sales	27.61	24.68	24.83	77.12	93.94	-16.82	-17.9%
Gross Profit	11.26	9.41	9.25 *	29.91 *	38.05	-8.14	-21.4%
in %	40.8%	38.1%	37.3%	38.8%	40.5%		
Opex	8.15	6.66	7.35 *	22.16 *	23.88	-1.72	-7.2%
in %	29.5%	27.0%	29.6%	28.7%	25.4%		
EBIT	3.11	2.74	1.90	7.76	14.17	-6.41	-45.2%
in %	11.3%	11.1%	7.7%	10.1%	15.1%		

* Restructuring HE: ~800 k€; thereof: 450 k€ Opex; 300 k€ Gross Margin
(= 11.0 % EBIT margin without restructuring YTD)

Revenues stabilized on low basis. First signs for recovery ≥ 25 Mio. EUR per quarter

Revenues in mEUR	Q1 2009	Q2 2009	Q3 2009	YTD 2009	YTD 2008	Change in €	Change in %
Sensors	17.46	15.50	14.74	47.70	58.69	-11.0	-18.7%
Controls*	10.15	9.19	10.08	29.42	35.26	-5.84	-16.6%
AUGUSTA total	27.61	24.68	24.83	77.12	93.94	-16.82	-17.9%

Sensors

- Revenues will recover in Q4 (seasonality)
- Orderbook at 31.3 mEUR (previous year: 33.5 mEUR)

Controls

- Revenues will stabilize > 10 mEUR in Q4
- Orderbook at 7.2 mEUR (previous year: 10.5 mEUR)

* Thereof Prosilica: Q1: 1.40 m€, Q2: 1.55 m€, Q3: 1.79 m€, YTD 2008: 1.06 m€

Two digit EBIT margins despite restructuring

EBIT in mEUR	Q1 2009	Q2 2009	Q3 2009	YTD 2009	YTD 2008	Change in €	Change in %
Sensors in % of revenues	2.13 12.2%	1.58 10.2%	0.10 0.7%	3.82 8.0%	9.27 15.8%	-5.45	-58.8%
Controls in % of revenues	1.63 16.0%	1.68 18.2%	2.35 23.3%	5.66 19.2%	7.21 20.4%	-1.55	-21.5%
Holding Costs	0.65	0.51	0.55	1.72	2.30	-0.58	-25.2%
AUGUSTA total - in % of revenues	3.11 11.3%	2.74 11.1%	1.90 7.7%	7.76 10.1%	14.17 15.1%	-6.41	-45.2%

Sensors

- Restructuring effort at HE System impacts Q3 EBIT ~800kEUR
- Singapore production site as additional cost
- Weak Q3 at Dewetron – postponed orders

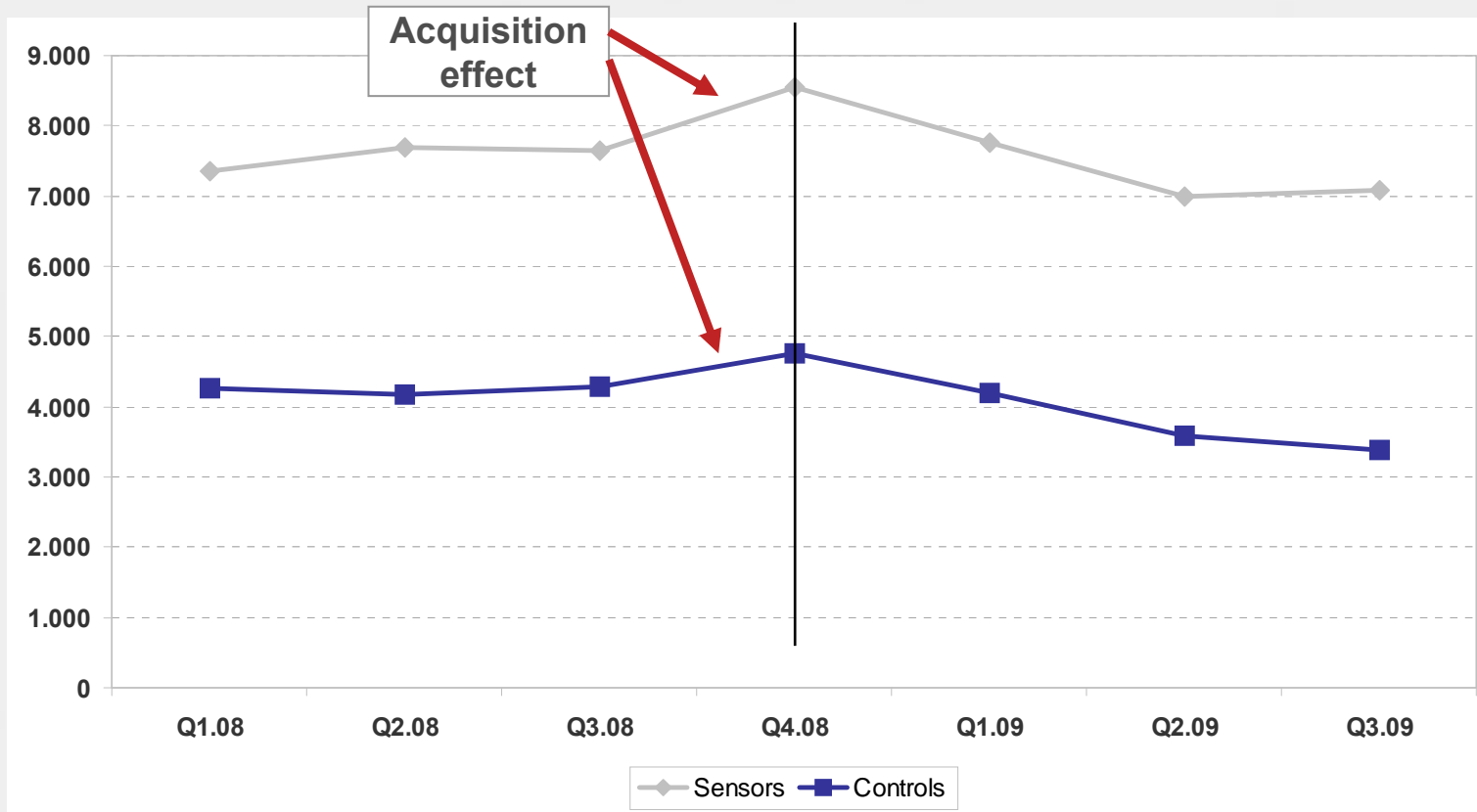
Controls

- Strong Q3 at AVT and Prosilica with high gross margin pushes Controls results
- Cost discipline at DLoG compensates for significant market downturn

* Including ~800 k€ restructuring costs (w/o: 9.4% YTD)

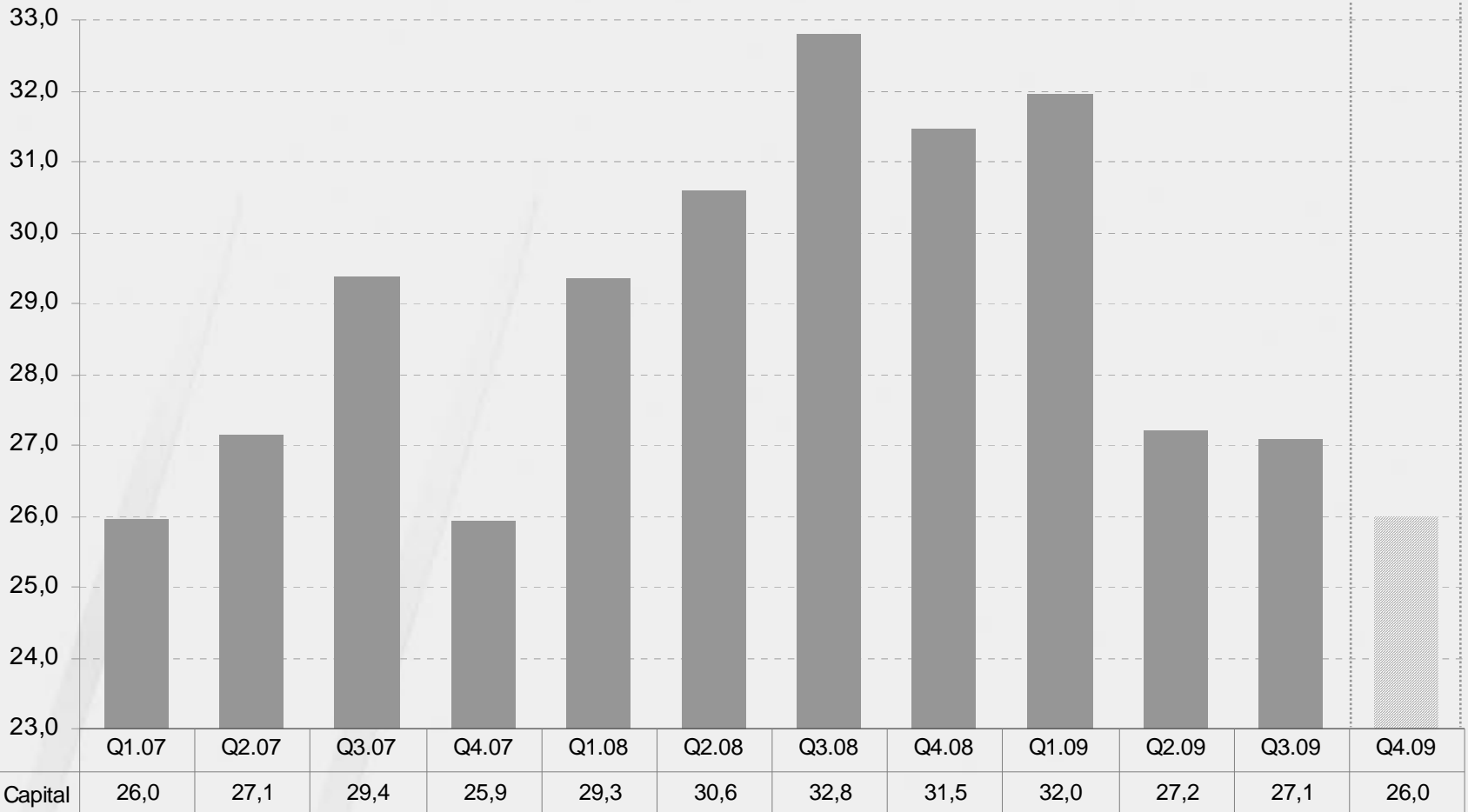
Cost base has been “managed” down continuously in 2009

Total cost w/o material (k€)



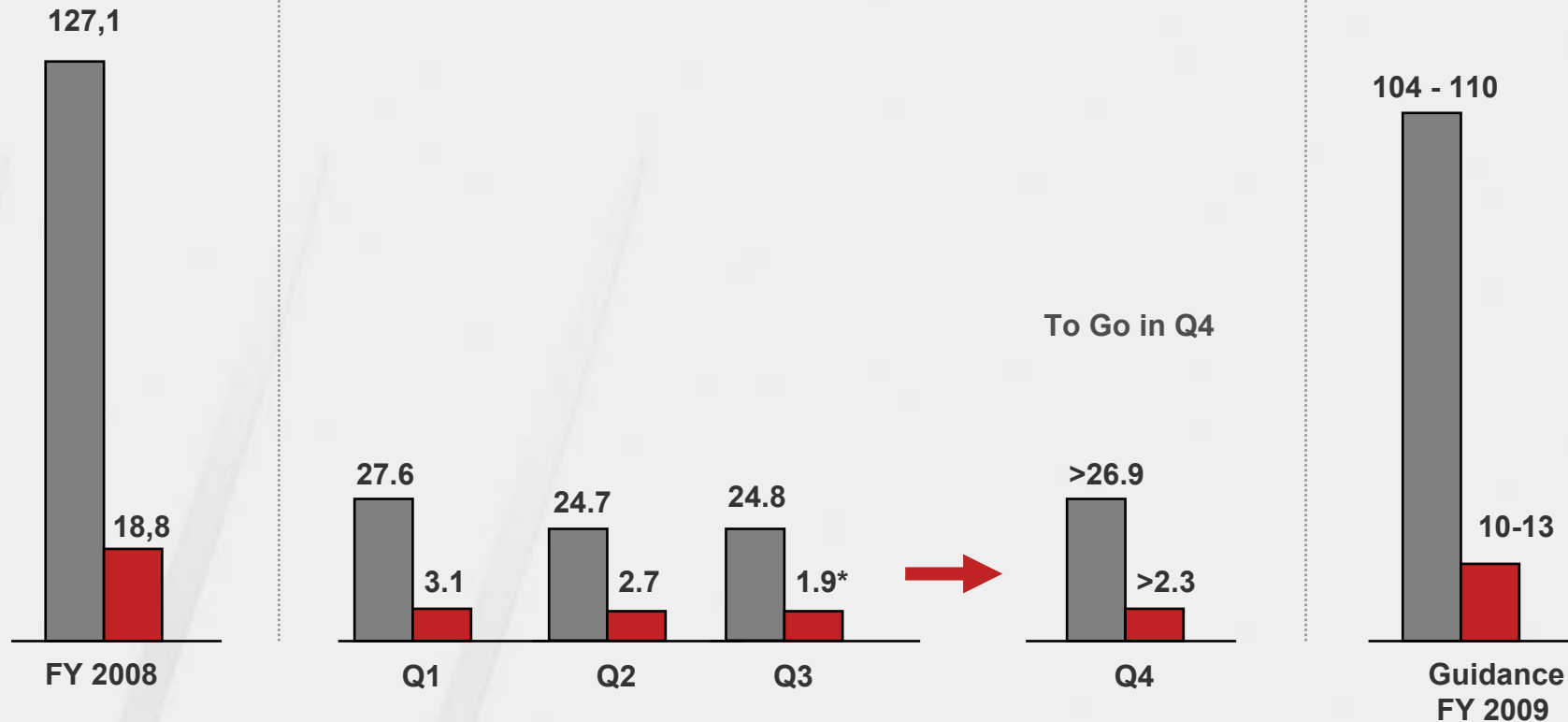
- YTD cost base is below pre-acquisition level (Dewetron China and Prosilica)
- Overall reduction of COGS and OPEX by 3.2 m€ until end of September
- FY 2009 cost reduction of 4 m€ expected

YTD Working Capital improvement of 14%. Further reduction by year end to 17 % expected



Confirmation of Group Guidance for 2009

in € millions

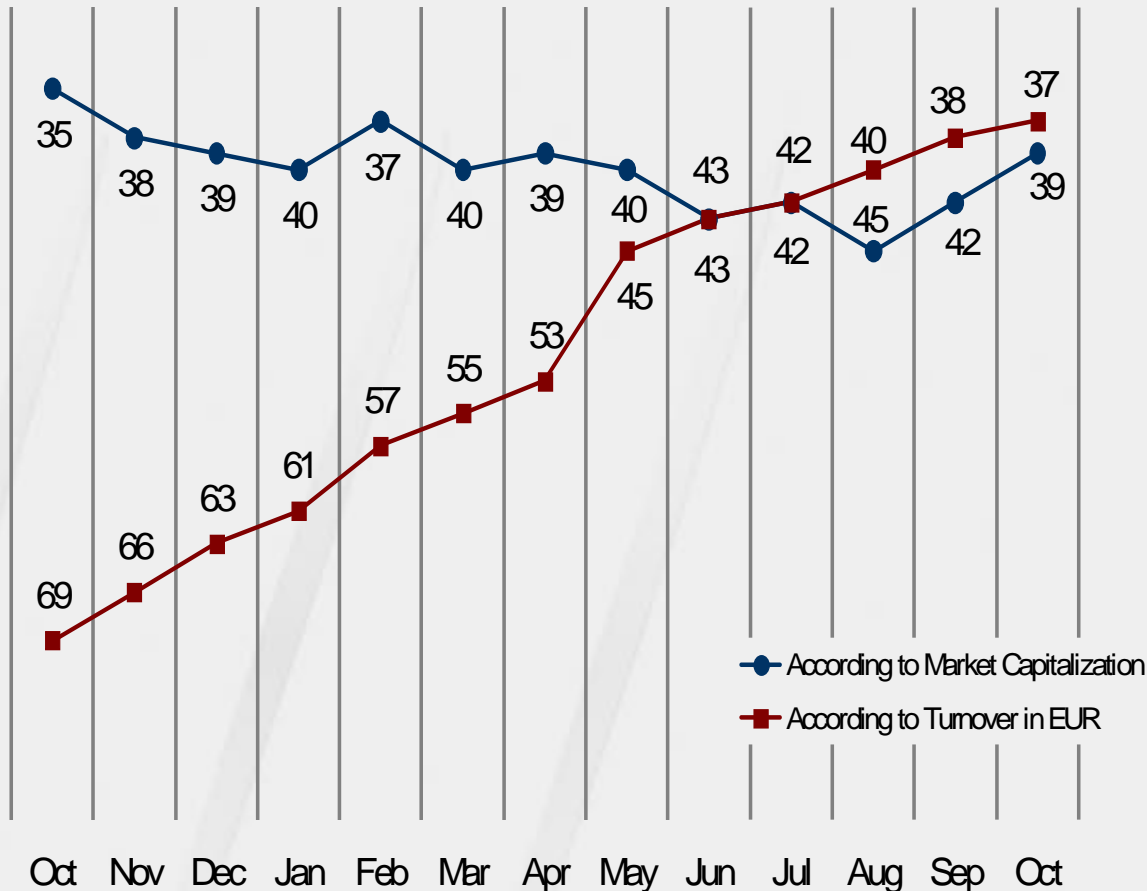


Revenues
 EBIT

* Q3 EBIT = €2.7m, w/o one-time restructuring expenses

Ranking vs. TecDAX improved

AUGUSTA ranking to TecDAX 30



- Share price improvement by 1.93€ (28%) in Q3 – outperformed the market
- Overall ranking vs. TecDAX has been improved again
- Increased trading volume make AUGUSTA a very “liquid” share

Contact

Willy-Brandt-Platz 3

81829 Munich - Germany

Tel. +49 89 4357155 - 19

Fax +49 89 4357155 - 59

Email: investor-relations@augusta-ag.com

Internet: www.augusta-ag.com